

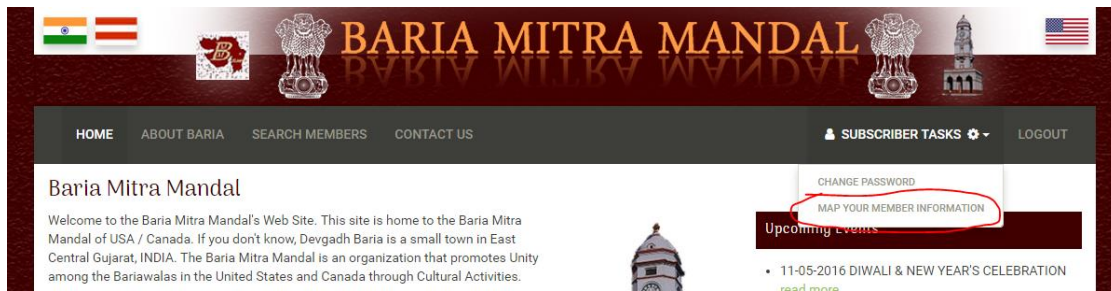


Instructions to Register and Login, and link your registration to your member record


1. Go to www.baria.org
2. Once there – please click on Register (bottom left corner)



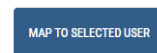
3. Enter your username (email that you want to be register with) and Password for the website.
4. After Registering your account, under Subscriber Tasks – click on “Map Your Membership Information”



5. Once there – click on “Link to Existing Member Information” button
6. Fill-in at least your first name and last name informaiton and click on “Search To Link”



7. You should see a list of records that you can link to – select your record and click on “Map To Selected User”



8. That's it – once you request – our administrators will get an email and they will verify your email with your member record and will approve your request. Once your request is approved, you will be able to update your own information as well as post news next time you login to the site.